



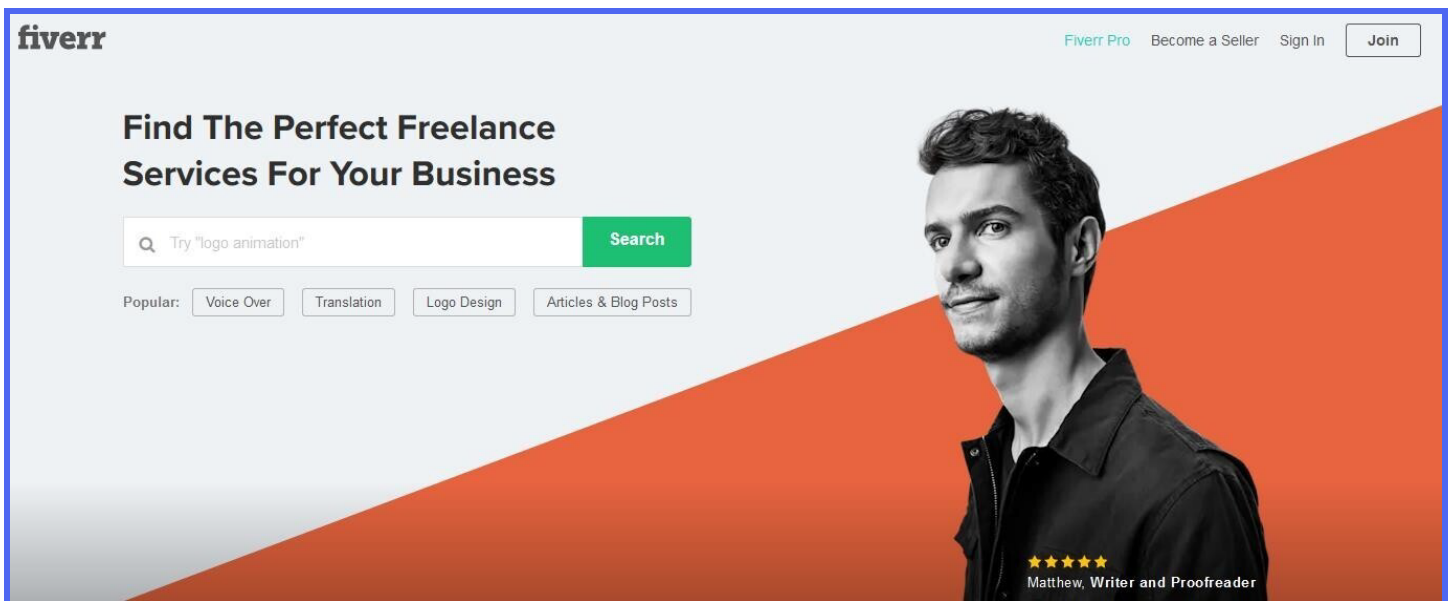
# **Revoicer Client Shortcut Blueprint**

In this training guide we will show you how you can sell your services on **Fiverr.com**

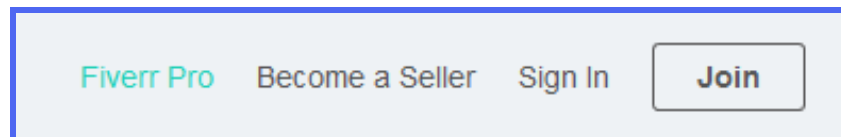
There are hundreds of people looking for top quality voiceovers, and you can offer them your services by using **Revoicer!**

## Creating a new gig on Fiverr.com

1. Open <https://www.fiverr.com> in your browser



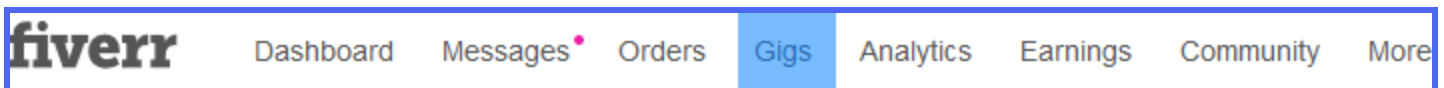
2. In the top right corner, click on **Join** (if you do not have an account) or **Sign In** (if you already have an account)



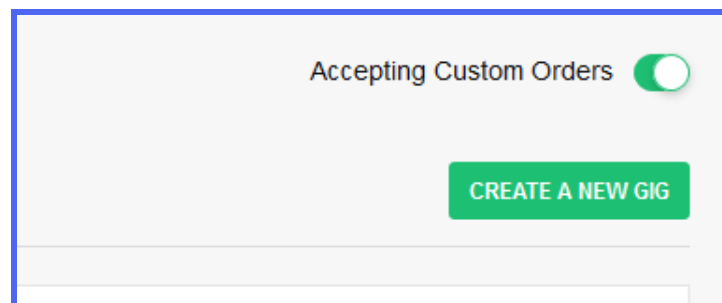
3. After you create your account and Log In to Fiverr, click on “**Switch To Selling**” in the top right part of the page



4. Once Fiverr jumps to the “**Selling**” interface, click on **Gigs** from the top left part of the screen



5. Click on **Create New Gig** to create your first Voiceover Creation gig on Fiverr



6. The first thing that you need to fill in are the **Title** and **Category** of your gig

**GIG TITLE**

I will create an amazing voiceover in under 24 hours

Just perfect! 45 / 80 max

**CATEGORY**

MUSIC & AUDIO AUDIO ADS PRODUCTION

**SUGGESTED CATEGORIES:**

Graphics & Design > Logo Design

Graphics & Design > T-Shirts & Merchandise

Graphics & Design > Business Cards & Stationery

**GIG METADATA**

**LANGUAGE \***

**TONES \***

Select the language of your service

☐ English (North American)

☐ English (British)

☐ Spanish

☐ German

☐ French

☐ Arabic

☐ Italian

☐ Portuguese

☐ Russian

☐ Chinese

☐ Suggest Other ?

**SEARCH TAGS**

AMERICAN VOICEOVER FEMALE VOICEOVER ENGLISH VOICEOVER

ENGLISH VOICE

**Make your title creative and eye catchy! We suggest titles like...**

I will perform a deep and unique voice that will make your videos convert

I will deliver an American (change voice type) voice over in under 24 hours

I will do a voiceover that will boost your exposure

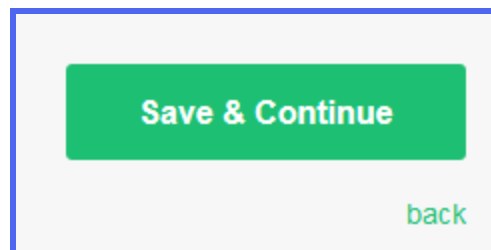
I will do a friendly sincere natural voiceover

Select the category **MUSIC & AUDIO** and the subcategory **AUDIO ADS PRODUCTION** or any other subcategory that you find fit for your gig.

You can also select the **TONE** and **LANGUAGE** of your gig. Since **Revoicer** supports a lot of languages and voices, select what you prefer in this section.


















Make sure to enter the search tags. These are keywords that people search for on Fiverr and can help you find your gig. You can use keywords like “**voiceover**” “**American voiceover**” “**French female voiceover**” etc... Depending on the voices you want to offer.

Once you are done filling the information, click on **Save and Continue** button from the bottom right part of the page:



## 7. The **PACKAGES** of your Gig

Packages

	BASIC	STANDARD	PREMIUM
	5 Minutes Audio 	Name your package 	Name your package 
	Get 5 minutes of audio for the price of 2 	Unlock your potential revenue with all 3 Packages  <a href="#">Try Now</a> <a href="#">Learn more</a>	
	2 Days Delivery 	Delivery Time 	Delivery Time 
Running Time (Seconds)	 	 	 
Voice Over Recording	<input checked="" type="checkbox"/>	<input type="checkbox"/>	<input type="checkbox"/>
Scriptwriting	<input type="checkbox"/>	<input type="checkbox"/>	<input type="checkbox"/>
Background Music	<input type="checkbox"/>	<input type="checkbox"/>	<input type="checkbox"/>
Special Effects	<input type="checkbox"/>	<input type="checkbox"/>	<input type="checkbox"/>
Audience Research	<input type="checkbox"/>	<input type="checkbox"/>	<input type="checkbox"/>
Number of Ad Versions	Select 	Select 	Select 

Each gig can contain **up to 3 packages**. In this example, we will add 1 single package (but you can go with more if you want).

Enter a title and description for your package, select the number of revisions you will do (free) for the voiceover that you create, and **set the price to \$5**.

We recommend setting the price to \$5 but adding more **“Gigs Extra”** to increase the final price.

You can earn a lot of money from the extra packages. For example, your main gig can record audios for maximum 500 characters of text. You can add a package to record 5000 characters for the price of 2000.

8. The **“Gigs Extra”** step is where you can earn the most money from your gig.

**My Gig Extras**

- ☒ Extra fast delivery
- Basic I'll deliver in only 1 DAY ▼ for an extra \$30 ▼
- ☒ Additional Revision for an extra \$10 ▼ and additional 1 DAYS ▼
- ☐ Additional Platforms
- ☐ Source File
- ☒ Commercial Use for an extra \$30 ▼
- ☐ Stock Photos
- ☒ Title 3 Different Thumbnails **RECOMMENDED** max 20 characters
- Description I will offer you 3 different thumbnails for your video I wri
- For an extra \$20 ▼ and an additional 1 DAY ▼

[+ Add Gig Extra](#)

Because you are using **REVOICER** you can create stunning voiceovers in seconds. Your clients won't know that, so you can add the **"Extra Fast Delivery"** in 1 day and get an extra \$20 for this service!

Creating new voiceovers in **REVOICER** is easy, so you can add **"Additional Revision"** for the work, for **an extra \$10** (of course, you can charge more or less, it's up to you to decide).

Another extra option, if they want to use the voiceover commercially, then ask him for **an extra \$20-\$30**

I recommend adding **"Extras"** to your Gig, like in the example above. Click on **"Add Gig Extra"** and enter extra things users can buy from you.

For example, you can create for him 3 (or 5) different voiceovers for the same text and charge them **between \$10 and \$30**.

It's a super easy way to increase your Gig's value and profitability. I recommend being creative and think of **"Gig Extras"** you can add to your Gig.

Once you are done filling everything, **click on Save & Continue**.






## 9. Fill in your **Gig's Description**

### Description

---

Briefly Describe Your Gig

I will record any text with an American English Female voice. I will speak slowly and professional so that the message will be understood perfectly.  
From experience I know that the voiceover is the most important part of a video or podcast and that's why I do my best to deliver quality work.

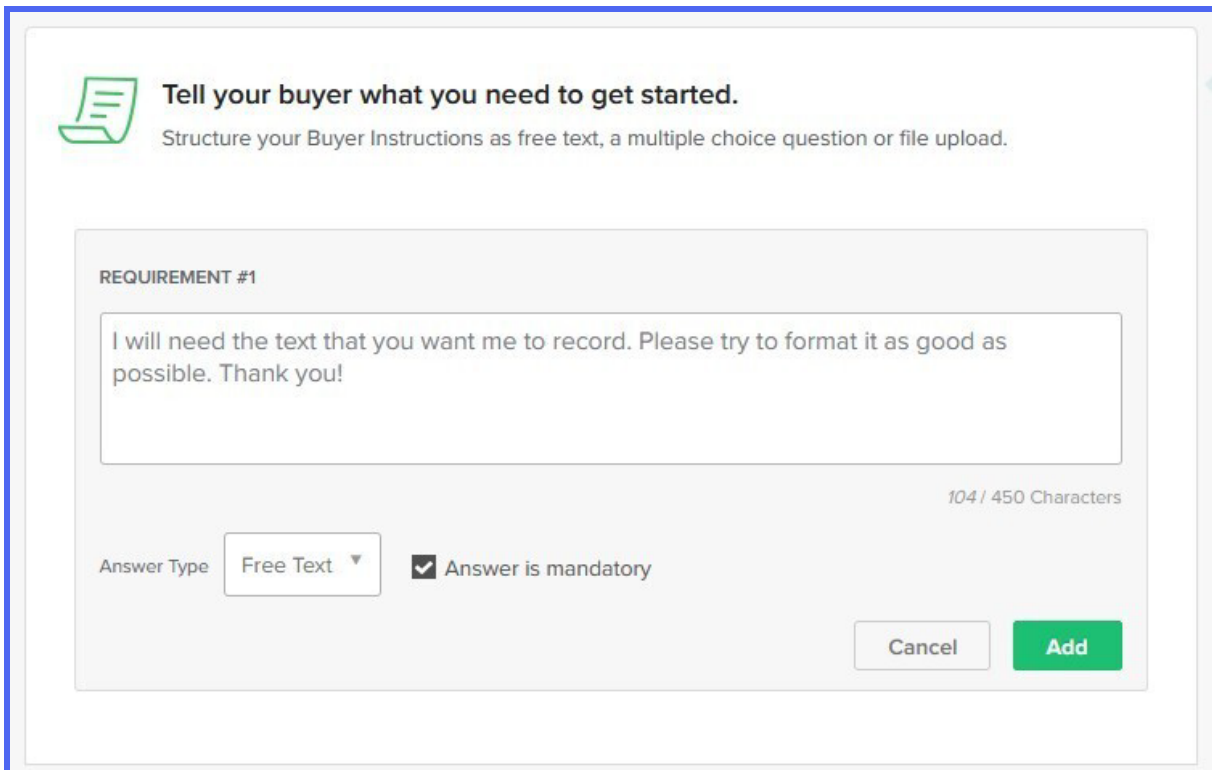
**B**   

min. 120292/1200 Characters

This is your chance to be creative. Explain your Gig as much as possible, and explain to the client, the benefits of working with you.

Describe what you are offering. Be as detailed as possible so buyers will be able to understand if this meets their needs. Should be at least 120 characters.

## 10. Fill in the **requirements** needed to start the Gig



The screenshot shows a web interface for adding requirements. At the top, there is a green icon of a document with a checkmark and the text "Tell your buyer what you need to get started." Below this, a subtitle reads "Structure your Buyer Instructions as free text, a multiple choice question or file upload." The main section is titled "REQUIREMENT #1" and contains a large text input field. The text entered in the field is "I will need the text that you want me to record. Please try to format it as good as possible. Thank you!". To the right of the text field, it says "104 / 450 Characters". Below the text field, there is a label "Answer Type" followed by a dropdown menu set to "Free Text" and a checkbox labeled "Answer is mandatory" which is checked. At the bottom right of the form, there are two buttons: "Cancel" and "Add".

In this step you will need to ask the client what information you need to start the gig. Usually this is simple, you can enter the following text:

***"I will need the text that you want me to record. Please try to format it as good as possible. Thank you!"***

## 11. Build your **Gig's gallery**

In this step you will need to select some voiceovers (the best) that you already created using **REVOICER**, and add them to your Gig.

Potential clients will first see your voiceovers, and if they sound amazing, the client will surely work with you. Our suggestion is to create some custom voiceovers with Revoicer and then add them to your Gallery in Fiverr.

## 12. **That's it! You created your first Gig :)**

The only thing left to do is verify your phone number (in case you didn't do it already) and simply wait for the orders to come!

### **Congratulations!**

You're almost done with your first Gig.

Before you start selling on Fiverr, there is one last thing we need you to do:  
The security of your account is important to us. Therefore, we require all our sellers to verify their phone number before we can publish their first Gig.

Your phone number remains private and is not used for marketing purposes. See more in our [Privacy Policy](#)

**Verify Now**

[back](#)



# CONGRATS!

It's that simple to start a **new Fiverr Gig** and start earning money by creating stunning and attention grabbing voiceovers using **Revoicer!**